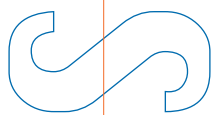



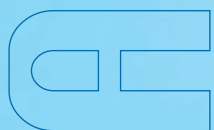
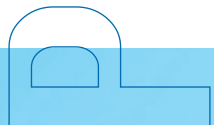
2 0 2 1

INTERNATIONAL ACADEMY OF PELVIC SURGERY



5 DAY INTENSIVE WORKSHOP IN UROGYNECOLOGY AND RECONSTRUCTIVE PELVIC SURGERY SEPTEMBER 27 - OCTOBER 1, 2021

MARRIOTT KINGSGATE – UNIVERSITY OF CINCINNATI, THE CHRIST HOSPITAL – CINCINNATI, OHIO, USA



PROGRAM DIRECTORS: Mark D. Walters MD, Mickey M. Karram MD,
PROGRAM FACULTY: Mark D. Walters MD, Mickey M. Karram MD,
James L. Whiteside, MD, MA, and Ahmed Mahdy, MD

COURSE DESCRIPTION:

- 5 days, limited to 14 participants
- 2 days live surgery with Dr. Karram showing a variety of vaginal cases for pelvic organ prolapse and urinary incontinence with and without mesh augmentation, as well as techniques used to manage a variety of pelvic floor surgical complications.
- 1.5 days of cadaver dissection and surgeries with 6-7 cadavers. The cadaver lab will demonstrate pelvic anatomy including sacrospinous dissection, trans-vaginal sutured repairs, trans-vaginal mesh repairs, sacral colpopexy, slings, Burch, sacral nerve stimulation, and cystoscopy. Each surgeon will get personal instruction, practice time, and assessment of skills.
- 1 day discussing techniques and interpretation of urodynamic testing, cystoscopy, bulking agents, Interstim, physical therapy, and clinical decision-making.
- Didactics to include:
 - Evaluation of prolapse with POP-Q, and urinary incontinence
 - Assessment of clinical outcomes for prolapse and incontinence repairs
 - Basics of urodynamic testing and cystourethroscopy
 - Selection of patients for surgery
 - Deep vaginal and pelvic anatomy and dissection techniques
 - Sutured trans-vaginal prolapse surgery techniques
 - Principles and techniques for laparoscopic reconstructive surgery
 - Principles of and indications for vaginal mesh use
 - Sling surgery techniques
 - Trans-vaginal prolapse techniques with mesh
 - Retropubic and pre-sacral anatomy and techniques of sacral colpopexy and Burch
 - Principles and techniques of uterine preservation for prolapse surgery
 - Cystoscopy instruments, techniques, and pathology
 - Management of sling and vaginal mesh complications
 - Prevention and treatment of occult SUI in prolapse patients
 - Sacral nerve anatomy and neuromodulation techniques
 - Fecal incontinence evaluation and repair
- Case discussions and videos, interactive with all faculty
- Board-style question and answer sessions
- Principles of Informed Consent for prolapse repairs and slings, with handouts
- Certificate of Education

THE INTERNATIONAL ACADEMY OF PELVIC SURGERY (IAPS) IS DEDICATED TO IMPROVING
THE SKILLS AND KNOWLEDGE OF THE PELVIC SURGEON THROUGH THE INTEGRATION OF LIVE
SURGERY, CADAVERIC DISSECTION, SIMULATION AND DIDACTIC LECTURES.



SUNDAY, SEPTEMBER 26th, 2021

Arrive in Cincinnati

Introduction & Welcome.....Faculty & Participants

MONDAY, SEPTEMBER 27th, 2021

7:00 am Introduction and Goals, Pre-test

7:30 am – 5:00 pm All day observing surgery interactive with Surgiview systemMickey Karram

12:00 pm – 1:00 pm Lunch Lecture: Prolapse Repairs, with and without meshMark Walters

7:00 pm Dinner on your own

TUESDAY, SEPTEMBER 28th, 2021

7:30 am – 9:00 am Surgical Techniques for Prolapse and SUI with Transvaginal Mesh, Biologic Grafts, Single-Incision Slings..... TBD

9:00 am – 9:30 am Case discussions and Q&AAll Faculty

9:30 am – 12:30 pm Cadaver Lab with 6-7 Cadavers..... All Participants & Faculty

- Demonstration of Burch and abdominal sacral colpopexy
- Cystoscopy, ureteral stent placement, cystotomy and proctotomy repair
- Vaginal surgery for practice of sacrospinous ligament dissection (anterior and posterior approach,) Uterosacral ligament colpopexy, and surgery demonstrations
- Vaginal surgery with mesh
- Posterior repair, perineoplasty and external anal sphincter repair
- Sling techniques and kits, technique of fascial slings
- Interstim anatomy and technique

12:30 pm – 1:30 pm Lunch lecture: Sacral colpopexy and hysteropexy..... TBD

2:00 pm – 5:00 pm Cadaver lab All Faculty

7:00 pm Dinner with Faculty

WEDNESDAY, SEPTEMBER 29th, 2021

7:30 am – 5:00 pm All day observing surgery interactive with Surgiview systemMickey Karram

12:00 pm – 1:00 pm Lunch

7:00 pm Dinner on your own

CINCINNATI

I A P S



THURSDAY, SEPTEMBER 30th, 2021

7:30 am – 8:30 am	Vaginal Hysterectomy and Oophorectomy	Mark Walters
9:00 am – 12:00 am	Rotating Cadaver Lab	Mark Walters and James Whiteside
	Case Presentations, Discussion, and Videos at hotel	Mickey Karram
12:30 pm – 1:30 pm	Lunch	
1:30 pm – 2:30 pm	Advanced bladder pathology lecture with videos	Mickey Karram
2:30 pm – 3:30 pm	Anterior and Posterior Vaginal Repair: The Evidence	Mark Walters
3:30 pm – 4:00 pm	Refractory OAB: Treatment Options	Mickey Karram
4:00 pm – 4:45 pm	Sling Overview and Prevention of De Novo SUI in Prolapse Patients	Mark Walters
4:45 pm – 5:15 pm	Q&A	
6:30 pm	Dinner with Faculty	

FRIDAY, OCTOBER 1st, 2021

Discussion of the evaluation and management of a variety of patients with pelvic floor dysfunction

8:00 am – 9:00 am	Office evaluation of prolapse and incontinence	Mark Walters
9:00 am – 11:30 am	Urodynamics, cystoscopy, urethral bulking, and percutaneous nerve evaluation (PNE): demonstrations w/ case discussions	Mickey Karram & James Whiteside
11:30 am – 12:00 pm	Q&A, post-test	
12:00 pm – 1:00 pm	Lunch, wrap up, depart for airport	

CONCISE

CONTACT

REGISTRATION:

The total program is 5 days.

To register or get more information, please visit www.academyofpelvicsurgery.com, select desired program from Courses tab and navigate to Register button or contact:

CHERYL PERRERO • 513-404-8321 • cherylperrero@AcademyofPelvicSurgery.com